

**Diagnostic device  
Immobilizer emulator**

## i5- Immobilizer emulator Daewoo, Chevrolet without CAN



1. Product description:

This device emulate an immobilizer data stream to the ecu. It is meant to be used as diagnostic device during car repairs in car workshops.

2. Supported controllers

Model auta	Model sterownika	Szczegóły
Daewoo, Chevrolet	- Matiz ECU Siemens - Matiz ECU Kemsco - Spark ECU D32 0.8 - Tacuma ECU Kemsco - Rezzo 2.0 16V DOHC hybryda - Lanos 1.4 OHC hybryda - Kalos ECU Sirius D42 1.2 - Aveo 1.2 8V ECU 4R - Aveo 1.2 ECU 42R	

3. Wire marks in emulator

Red	Red	+12V ACC
Blue	Blue	GND
Green	Green	CODE


4. LED diodes colors in emulator

Green		Emulator supply
RED		Emulator have been fitted to ECU

5. Connecting emulator to the installation

a.

Matiz ECU Kemsco; Spark 0.8 ECU D32




+12V ·66 GND ·3 CODE ·56

disconnect the CODE line from the plug!

b.

Tacuma ECU Kemsco




**+12V** **·60** **GND** **·3** **CODE** **·56**

disconnect the CODE line from the plug!

c.

Kalos 1.2 ECU Sirius D42; Aveo 1.2 ECU 4R, 1.2 ECU 42R



**+12V** **·29** **GND** **·28** **CODE** **·56**

disconnect the CODE line from the plug!

d.

Emulator colors		Matiz ECU Siemens
+12V ACC	Czerwony	Pin 32
GND	niebieski	Pin 3
CODE	zielony	Pin 11

Disconnect the CODE line from the ECU.

e.

Emulator colors		Rezzo 2.0 16V DOHC hybryda Lanos 1.4 OHC hybryda
+12V ACC	Czerwony	Pin 5 (ECU immo) lub Pin 18 wtyczka K (ECM silnika)
GND	niebieski	Pin 8 (ECU immo) lub Pin 39 wtyczka M (ECM silnika)
CODE	zielony	Pin 10 (ECU immo) lub Pin 32 wtyczka K (ECM silnika)

Disconnect the CODE line from the ECU or K plug ECM.

## Warranty card

### Immo emulator – diagnostic device

#### I. Warranty terms

1. FENIX K. Skowroński Firm guarantees to Buyer 24 months from the purchase date of trouble-free operation of device.
2. Producer provide guarantee and a post-guarantee service at the address: FENIX K. Skowroński, 62-230 Witkowo, ul. Strzałkowska 6, Poland
3. Buyer paying the costs of delivering the device to service and costs of sending back the device.
4. Is important to include in package: warranty card, D, proof of purchase, description of the defect, re-dispatch address, contact phone number.
5. Warranty card is invalid without included proof of purchase (receipt, invoice), sale date, signature and stamp of seller.
6. Breaking a guarantee seal on product case cause loss of warranty.
7. The manufacturer shall repair promptly any defects that follow during the guarantee period, within period shorter that 14 days from the date that product was delivered.
8. The warranty does not cover damage and/or product defects resulting from user fault, improper usage, making modifications, repairs beside warranty service, lighting discharge, any kind of thermal and mechanical damage for the reasons beyond the control.
9. The warranty does not cover damage and/or product defects resulting from improper connecting the device or receiver with parameters over the allowed by producer, also in resulting from short circuits formed in connected receiver.

**Sale date:**    \_\_ - \_\_ - \_\_\_\_

*Manufacturer signature and stamp*